


CITY LIFE

art. A/1133

8 kg (m³0,08)

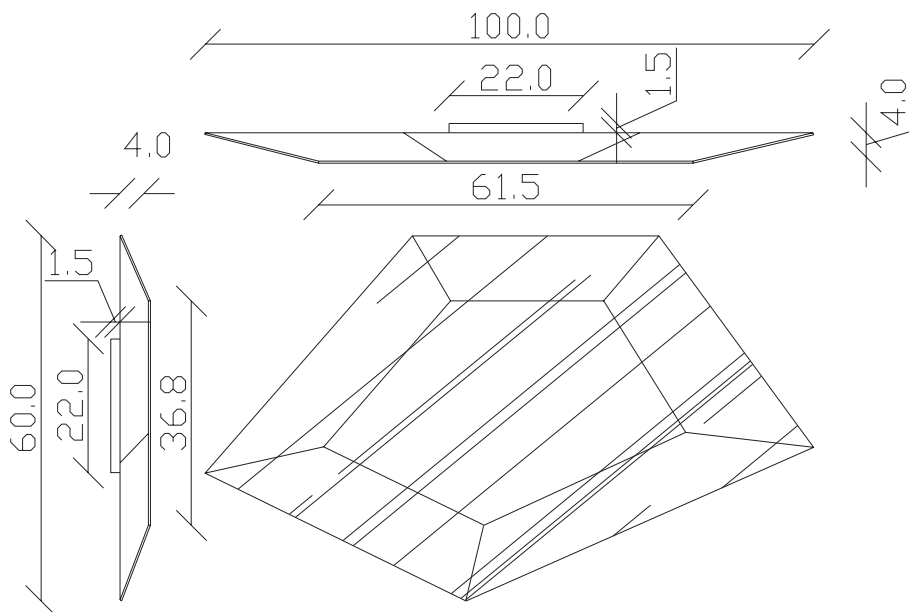
H60 L100 cm

**FISSAGGIO SPECCHIO
AL MURO VERTICALE**
*Fastening of the mirror to
the wall vertically*

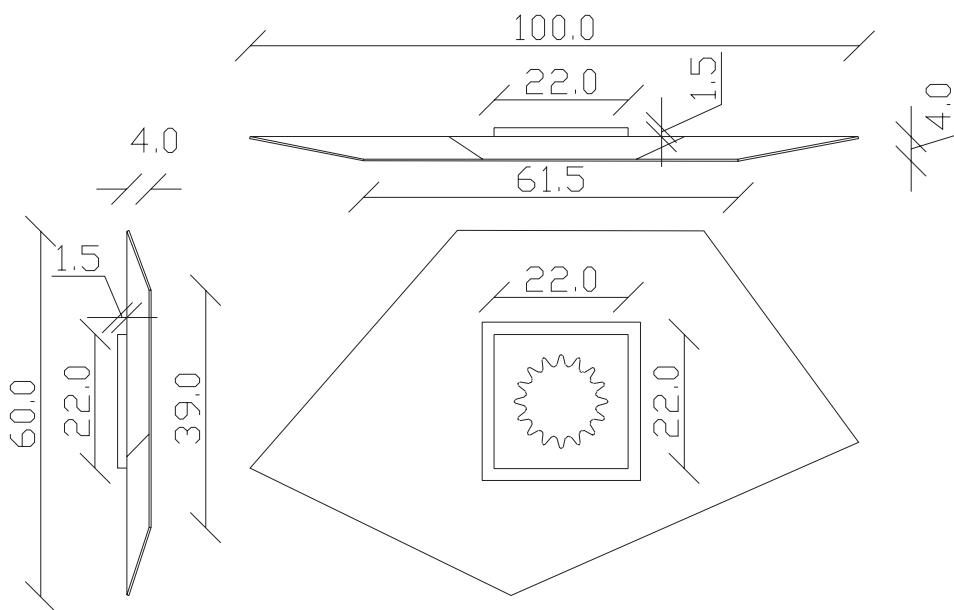


**PER AVERE STABILITA' NEL MON-
TAGGIO DELLO SPECCHIO, E'
CONSIGLIABILE FISSARE I TASSELLI
IN DOTAZIONE COME DA FIGURA.**
*In order to get stability in the assembly
of the mirror, it is recommended to
secure the fischer plugs as shown in the
picture.*

SPECCHIO VISTA FRONTALE / front view mirror



SPECCHIO VISTA RETRO / rear view mirror



MANUTENZIONE E PULIZIA
*Non utilizzare prodotti abrasivi, si
consiglia la pulizia con panno
umido e detergente neutro.*

MAINTENANCE AND CLEANING
*Do not use abrasive solvent. We
advise to clean with damp cloth or
a neutral detergent.*


CITY LIFE

art. A/1096

16 kg (m³0,17)

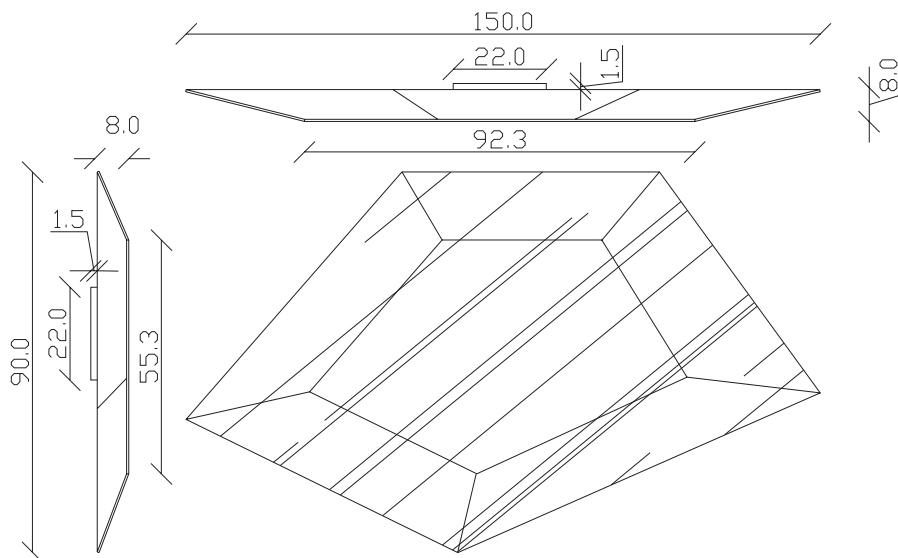
H90 L150 cm

**FISSAGGIO SPECCHIO
AL MURO VERTICALE**
Fastening of the mirror to
the wall vertically

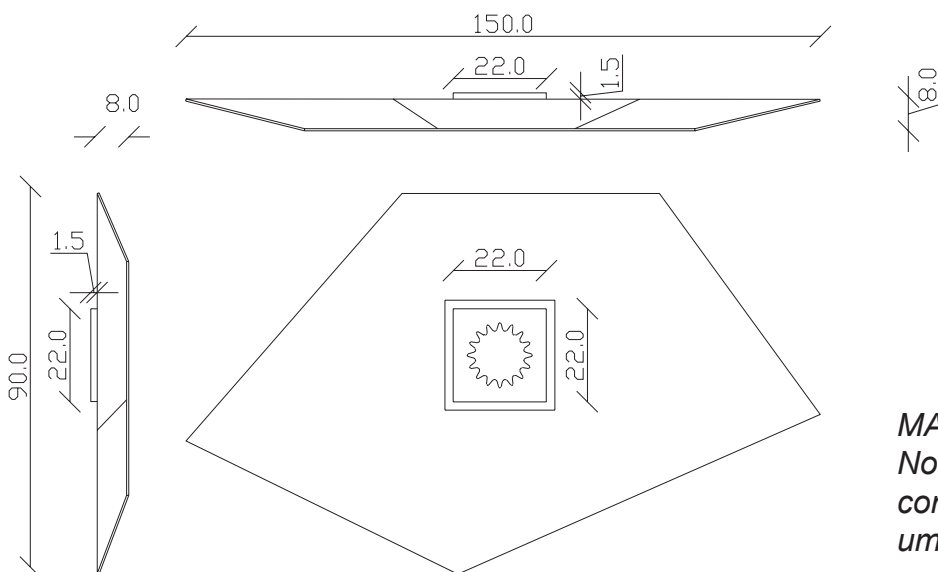


**PER AVERE STABILITA' NEL MON-
TAGGIO DELLO SPECCHIO, E'
CONSIGLIABILE FISSARE I TASSELLI
IN DOTAZIONE COME DA FIGURA.**
In order to get stability in the assembly
of the mirror, it is recommended to
secure the fischer plugs as shown in the
picture.

SPECCHIO VISTA FRONTALE / front view mirror



SPECCHIO VISTA RETRO / rear view mirror



MANUTENZIONE E PULIZIA
Non utilizzare prodotti abrasivi, si
consiglia la pulizia con panno
umido e detergente neutro.

MAINTENANCE AND CLEANING
Do not use abrasive solvent. We
advise to clean with damp cloth or
a neutral detergent.